



FOR YOUTH DEVELOPMENT®  
FOR HEALTHY LIVING  
FOR SOCIAL RESPONSIBILITY

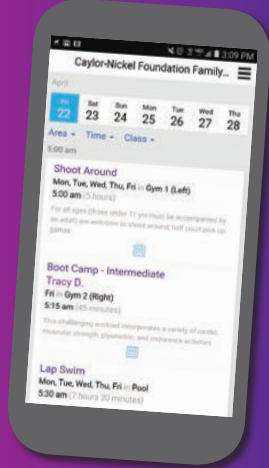
# HERE FOR YOU

## Mobile App Information

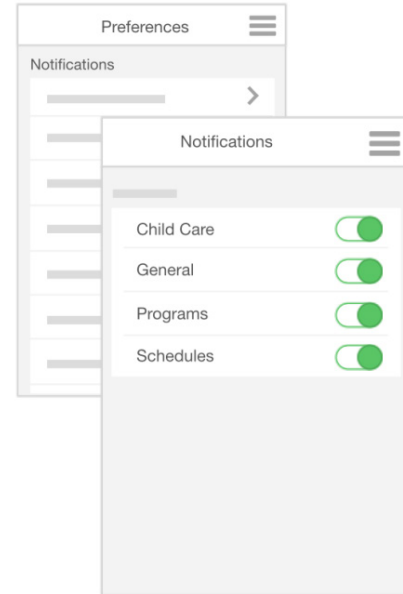


To download the  
app, scan this  
QR code or visit  
[fwymca.org](http://fwymca.org)

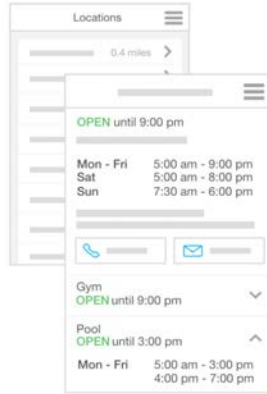
The following information can help you learn more about the mobile app features for the YMCA of Greater Fort Wayne to keep you in the know of branch happenings and offerings.



- To **set your default branch**, open the app and click on the branch names at the top of the screen to choose which branch you'll view each time you open the app. You can reset your default by taking this step.
- On the main menu in the top right corner, choose "Preferences" from which locations you'd like to receive notifications and those most valuable to you by category:



- **To find branch hours**, address and specific area schedules, go to the main menu, choose “Locations” and select the appropriate branch. \*Please note, we recommend looking at a specific area’s schedule for the most updated information. On the “Locations” page, an area may be listed as open but could have specific programming throughout the day.



- **To view a schedule**, go to the main menu in the top right corner and choose “Schedule.” You can sort by date, a specific area of the building, a certain time of day (i.e. morning, midday or evening) or specific class name. If you sort by date, everything happening at that branch that day will be listed. \*Please note all classes listed are not available at all branches.

- **To add a class or event to your phone’s calendar**, go to your phone’s settings, select the YMCA of Greater Fort Wayne app and turn on the “Calendars” option. Go back to the app, choose which class or event you want to add and click on the calendar icon to add it to your phone’s calendar/schedule.

- You can **store the barcode** for your Y membership card on the app by going to the main menu and selecting “Member cards.” You can add multiple barcodes for those on your membership account.

- **To provide feedback** including ease of use or any issues you may be having, please email **HereForYou@fwymca.org** or send feedback via the app under the main menu and “Feedback.” Our software company will receive any feedback or suggestions you have by completing this form within the app.

- **To read previous notifications or messages sent by any branch**, go to the main menu in the top right corner, choose “Messages.”

